

Move your world

INDUS MOTOR COMPANY LIMITED

Facebook: ToyotaPakistanOfficial | Twitter: @ToyotaPak | Instagram: ToyotaPakistan | Website: www.toyota-indus.com

Contact Information

Indus Motor Company Limited
Plot No. N.W.Z./1/P-1, Port Qasim Authority,
Karachi, Pakistan. Phone: +92-21-34721100
UAN: +92-21-111-86-96-82 (+92-21-111-TOYOTA)

Customer Assistance Centre

Toll Free: 0800-11123 | Phone: +92-21-34721100
Email: customer.relations@toyota-indus.com

For more information
SMS "LAND CRUISER PRADO" to

TEXT
8398

ELEVATE YOUR
ADVENTURE
with the all new PRADO



PRADO





INTRODUCTION

DESIGN: Masterfully embodying the authenticity of an off-roader with a reliable, timeless and professional design.

MANEUVERABILITY: Unleash the full potential of the Prado with the ease of operation provided as a key factor, ensuring vehicle reliability across diverse terrains.

FUNCTIONALITY: Safe driving is prioritized in all situations, combining off-road visibility, user-friendly controls, and advanced safety features.

SIMPLICITY: Experience simplicity that allows you to update or modify the vehicle as per your desire, and evolve the model with you through the stages of life.

SUPERIOR **PERFORMANCE**

Prado ensures superior performance at all times with wheel articulation, which is the ability of the wheel to travel up or down relative to the wheel on the opposite side. Over uneven ground, the wheel articulation keeps as many tires on the ground as possible for a stable grip.

This vehicle is a superior marvel that enhances driving experience with the Electric Power Steering (EPS) that ensures light steering force at low-speeds and straight-line stability at high-speeds; the Adaptive Variable Suspension System (AVS) that adjusts damping force according to road conditions from minor to large bumps; size-appropriate tires that enhance the grip on the road; and the power of a high-torque diesel engine combined with the newly developed TNGA 8-speed Automatic Transmission to enhance driving performance, fuel economy and quietness.



Functionality minimizes fatigue, offering an enduring and high-quality space. Notably, the front and side visibility enhances safe off-road driving, complemented by a spacious console that seamlessly blends functionality with the Prado's aesthetic appeal, creating an inviting atmosphere. The lowered instrument panel cross-section further enhances passenger comfort.



Multi-Terrain Selector*

Auto, Dirt, Sand, Mud, Deep, Snow, Rock



Knee Pad

Easy to maintain driving posture even on rough roads.



Front Climate Control Panel



Front Console

USB-C (Communication) / USB-C (Charging)



Physical Switches

Different shapes and operations make it possible to operate without looking at them.



*Available in Diesel only

*Disclaimer – Specifications may differ in the Diesel Variant. Refer to the Diesel Variant page for further details.



USB+HDMI*
Audio Jack (HDMI+USB)
USB Charger: Front 2, Rear 1: 2, Rear 2: 2



**Rear Console Box:
Fridge***



Deck Side



Climate Control Seat*
Seat Heating and Air Conditioning



AC Vents*
Front: Auto/2/Zone
Rear: A-A/C

*Available in the Diesel Variant only.

SEAT VARIATION FOR ELEVATED COMFORT



2nd Row Folded



2nd Row Tumbled



2nd & 3rd Row Folded



3rd Row Folded



ELEVATED **APPEARANCE**

RELIABILITY

Part composition and shape considering harsh usage and replaceability.

TIMELESS

Timeless simplicity and a sense of high quality that would be loved for a long time.

FUNCTIONAL

The sharpened functional beauty of lean tools.





Heritage Toyota Badging*



DRL/Headlamp

LED for enhanced visibility and low power usage.



Backlight

LED: Tail & Stop (Turn, Back)



Front Skid Plate

To prevent damage during off-roading.



Rear Hatch

Easy to load and unload cargo.
*Powered Hatch in Diesel

*Disclaimer – Specifications may differ in the Diesel Variant. Refer to the Diesel Variant page for further details.

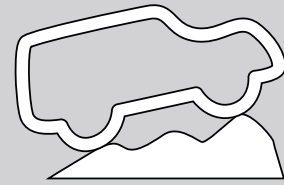
ELEVATED **SAFETY**

Safety is highly prioritized to provide an elevated peace of mind.




SRS Airbags

Front: D (S+K), P (S+K)
Side Collision: Front (S+CS), Rear (CS)



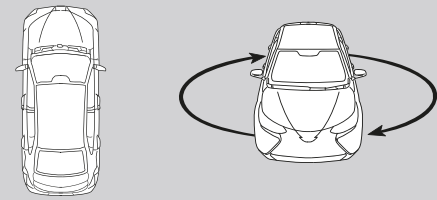
Crawl Control*

Allows you to travel at low speed
without accelerating or braking.



Dynamic Stability Control*

Helps prevent loss of traction and
control by adjusting power and braking.



Peripheral Monitor Camera*

Multi-Terrain Monitor mode assists
driver to view areas, when driving in
terrain areas with very low clearances.



*Available in the Diesel Variant only.

DIESEL VARIANT 1GD-FTV




Toyota Emblem on the Front Grille
Body Colored Rear Bumper




Engine
1GD-FTV (Turbo)



Audio System
12 Inches



Transmission
8 Speed



Seats
7 Seater and Leather Material



SPECIFICATIONS		GDJ250R-GNZLY VX 1GD-FTV (2.8L) DIESEL 8AT	TRJ250R-GNTRK TX 2TR-FE (2.7L) [P] 6AT GAS
Dimensions			
Length x Width x Height		4925x1980x1935	4925x1940x1925
Wheelbase	(mm)	2850	2850
Tread	Front (mm)	1664	
	Rear (mm)	1668	1648
Overhang	Front (mm)	935	
	Rear (mm)	1140	
Minimum Running Ground Clearance	(mm)	215.3	205.3
Angle of Approach	(Degree)	32	31
Angle of Departure	(Degree)		17
Seating Capacity	Persons	7	5
Gross Vehicle Weight	(kg)	3150	2850
Curb Weight	Min. Options (kg)	2390	2160
	Max. Options (kg)	2495	2225
Fuel Tank Capacity	(L)		80
Engine			
Engine Model Code		1GD-FTV (Turbo)	2TR-FE
No. of Cylinders		4 Cylinders - In Line	
Cylinder Arrangement		16-valve DOHC, Chain Drive	16-valve DOHC, Chain Drive with Dual VVTi
Bore	(mm)	92	95
Stroke	(mm)	103.6	95
Displacement	(cm)	2755	2694
Compression Ratio		15.6:1	10.2:1
Fuel System		Common-Rail	Fuel Injection
Fuel Type		Diesel	Petrol
Maximum Output	(kW@RPM)	150/3000-3400	122/5200
Maximum Torque	(Nm@RPM Min.)	500/1600	246/3900
Exhaust Emission Control		Euro-2 w/o OBD (Diesel)	Euro-4 w/o OBD (Gas)
Performance			
Maximum Speed		170.0	160.0
Minimum Turning Radius	Body (m)	6.4	
Transmission	Type	8th Speed Automatic (AL80F)	6th Speed Automatic (AC60F)
Brake Type	Front	Ventilated Disc Brake	Ventilated Disc Brake
	Rear	Ventilated Disc Brake	Ventilated Disc Brake
Stabilizer Bar		Standard	Standard
Power Steering Type		Electric Power Steering (EPS)	Electric Power Steering (EPS)
Tires and Wheels (Aluminium)	Sizes	265/60R20	245/70R18
Spare Tire		Ground Tire	Ground Tire
Exterior			
Headlamps	Type	LED MID	LED MID
	Cleaner	With (Sync to 1st Washer)	x
	Aiming	LH Aiming	LH Aiming
	Day Time Running Light System	LED (w/o Off SW)	LED (w/o Off SW)
Light Control System	Leveling	Static Auto Leveling	Static Auto Leveling
		3POS SW	3POS SW
Fog and Driving Lamps	Front	LED	LED
	Rear	LED	LED
Outside Rear View Mirrors	Remote	o	o
	Heater	o	x
	Lamp	o	x
	Camera	o	x
	Memory	o	x
	Auto-Retract	o	x
Door Outside Handle		Color	Color
Wireless Door Lock		Smart 2DR + B (T), W/ID	Smart 2DR + B (T), W/ID
Luggage and Back Door		Jump Type W/Hatch & Power	Jump Type W/Hatch
Rear Window Defogger		Standard	Standard
Front and Rear Side Glasses		Green UV Cut	Green UV Cut
Towing Hooks		Front (1), Rear (1)	Front (1), Rear (1)
Radiator Grille		Chrome with Silver	Silver
Rear Spoiler		o	o
Mud Guards		o	o
Door Windows Frame Moldings		Black Tape with Interior Side	Black Tape
Lower Back and Back Door Garnish		Chrome + Body Color	Silver Painted + Body Color
Rear Window Wiper		o	o
Wind Shield Wiper Control		With Time Adjuster	With Time Adjuster
Rear Combination Lamps		Tail & Stop (LED) + Turn + Back	Tail & Stop (LED) + Turn + Back
License Plate Lamp		LED	LED
High Mount Stop Lamp		LED	LED
Side Turn Signal Lamps		o	o
Emergency Stop Signal		o	o
Door Scuff Plates		o	o

SPECIFICATIONS		GDJ250R-GNZLY VX 1GD-FTV (2.8L) DIESEL 8AT	TRJ250R-GNTRK TX 2TR-FE (2.7L) [P] 6AT GAS
Interior			
Accessory Socket			Front, Deck
Ash Tray			x
Peripheral Monitor Camera			x
Front Seats	Driver	Multi-Terrain Monitor D: Power/8 Way + Mem	D: Manual/6 Way
	Passenger	Powered: 4 Way	P: Manual/4 Way
Rear Seats	Rear Row	7P (6:4 Tumble)	5P (6:4 Tumble)
	Front	Auto/2 Zone	Manual/1 Zone
Air Conditioner	Front	A-A/C	x
	Rear		
Heater		o	o
Seats' Air Conditioner		D,P	x
Seats' Heater		D&P, HI-Mid-Lo	x
Seats' Material		Leather	Fabric
Speedometer		TFT KMH 12.3	TFT KMH 7.0
Steering Switches			o
Integrated Sport Driving Mode		5 Mode + Customized Dial	x
Audio (Overseas Market)		12 Inch Audio System	8 Inch Audio System
Speakers		10	6
Shift Leveler and Knob		Leather PNL Plating	PVC
Steering Column		Elec-TILT & Telescopic, without lock	Tilt & Telescope, without lock
Steering Wheel		Leather (w/o heater)	Urethane
Power Door Locks			o
Door Inside Handles		HDL: Plating Bezel: Resin	HDL: Black Bezel: Resin
Power Windows			FR + RR with Jam Protection
Room Lamps			Front (2), Rear Row No.1 (1), Q-Trim (2)
Door Courtesy Lamps			LED Front and Rear
Illuminated Entry System		Door, Ignition Key, Clearance + Trim (Arm) + Instrument Panel + Foot + Trim	Doom, Ignition Key, Clearance Lamp
Inside Rear View Mirror		Electrochromic	Day/Night
Assist Grips			o
Sun Visors	PVC		With Mirror + Ticket Holder
Door Trim		Upper, Knee: Skin	Upper: Skin, Knee: Resin
Cup Holders		Front (4), Rear Row No. 1 (4), Rear Row No. 2 (4)	
Instrument Panel		Skin	Resin
Glove Box			With Key and Illumination
Over-Head Console			o
Rear Console Box		Fridge with Floor Cover	o
Front Headrests			o
Rear Headrests			o
Front Arm Rest			Skin + Stitch
Starting System			Push Start
Economy Meter			Eco Bar
Audio Jacks		USB + HDMI	USB
Safety			
ABS			o
Vehicle Stability Control	Crawl Control	o	x
	Multi-Terrain Select	o	x
	Dynamic Stability Control	o	x
	Active Traction Control	x	o
Anti-Theft System			Immobilizer
Air Bag System	Front		D (S+K), P (S+K)
	Side Collision		Front (S+CS), Rear (CS)
Differential	Front Differential	SD20 3.583	SD20 4.777
	Rear Differential	BD21 3.583	BD21 4.777
Child Restraint System			ISO FIX 2
Seat Belt Warning			Front
Light Reminder Warning			Auto Cut
Key Reminder Warning			o
Front Seat Belts			Driver and Passenger: PT, FL
Rear Seat Belts	Rear Row No. 1		3 Points ELR, Side (PT, FL)
	Rear Row No. 2	2 Points ELR	x

*Indus Motor Company Ltd. reserves the right to alter any details of specifications and equipment without notice.
**Terms and Conditions Apply.

COLOR PALETTE



Dark Gray
(Petrol Variant)



Avant Garde Bronze
(Petrol Variant)



Super White (Petrol Variant)
Also available in **Platinum White Pearl**
(Petrol and Diesel Variant)



Black (Petrol Variant)
Also available in **Attitude Black**
(Petrol Variant)

Interior colors available in **Black and Chateau**.