

Dealer Stamp

Hyundai Nishat Motor (Private) Limited
1-B, Aziz Avenue, Canal Bank Road, Gulberg V, Lahore
☎ Phone: +92-42-111 111 466, 🌐 www.hyundai-nishat.com
✉ info@hyundai-nishat.com

The all-new TUCSON Hybrid 2025.

Pakistan's first AWD Hybrid in its segment.





Discover the unseen.

Not all journeys follow a map, some are meant to be discovered. The Hyundai TUCSON Hybrid is designed for those who seek more than just a destination. With progressive hybrid technology, a fearless crossover design, and intelligent performance, this is where efficiency meets adventure.

Made to move differently.

It redefines everyday driving with purposeful innovation. It's made for those who don't just want to move efficiently, but want every drive to feel intentional, responsive, and remarkably refined.



It starts with a glance.

The TUCSON Hybrid makes its presence known with a bold parametric grille that defines the front and the wing-shaped, hidden Daytime Running Lights (DRLs) seamlessly blend into the design, coming to life only when needed. It's precision you notice before the engine even starts.



Two-Tone Sporty Bumper + Dark Chrome Parametric Grille with Hidden Signature DRL



Front Radar
Front Parking Sensors



LED Projection Headlamps
Matte Black Front Logo with Front Camera

Stands out from every angle.

Bold character lines, dynamic alloy wheels, and sculpted sides come together for a look that’s anything but ordinary. Wherever you take it, the TUCSON Hybrid adds presence to your lifestyle.



Side Parking Sensors
Matte Chrome Beltline Molding



19-inch Alloy Wheels (AWD)
18-inch Alloy Wheels (FWD)



A bold exit.

A connected LED tail lamp runs seamlessly across the rear, giving the TUCSON Hybrid its signature look. The sculpted bumper adds depth and character, while the wide stance enhances its road presence. Whether you're pulling away or parked in view, it's designed to leave a lasting impression.



Two-Tone Bumper with Matte Chrome Garnish



LED Rear Combination Lamps & Hidden Lighting Tail Lamps
Rear Parking Sensors



Smart Powered Tailgate
Hidden Rear Wiper

The power that adapts to your ambition.

The road ahead is unpredictable but you're always in control. Powered by a 1.6L turbocharged engine paired with an electric motor, the TUCSON Hybrid offers strong acceleration and lower fuel consumption. It's efficient without holding back.

Smartstream Gasoline 1.6 T-GDI Hybrid Engine

178

Maximum Power
HP/ 5,500rpm

265

Maximum Torque
Nm/ 4,500rpm

Hybrid Electric Motor

47.7

Maximum Power
kW

264

Maximum Torque
Nm

Combined System Output

232

Maximum Power
HP

367

Maximum Torque
Nm



Hybrid specialized technology.

The TUCSON Hybrid doesn't just save fuel, it changes how you experience driving. Quiet starts, smooth acceleration, and fewer stops make it more than a hybrid. It's an upgrade in every sense.



Hybrid Exclusive Features



Paddle Shifter – Regenerative Braking Mode (Including Smart Regenerative Braking Mode)



Regenerative Braking

Hyundai hybrids charge themselves through regenerative braking, a technology that recovers energy during deceleration and feeds it back into the battery. That means no need for external charging. Engineered to maximize energy recovery during deceleration, helping maintain an optimal state of charge (SOC) without external input.



Constant Speed Efficiency

Experience smooth performance at a consistent pace, as the system intelligently transitions between petrol and electric power to maximize efficiency. Whether navigating urban roads or cruising on the highway, the shift remains imperceptible, ensuring a fuel-efficient, low-emission drive with enhanced control and comfort.



Electric Motor-Assisted Acceleration

Hyundai hybrid technology uses a battery-powered motor to instantly boost engine performance, delivering stronger acceleration with seamless efficiency.



Baby Mode

Decreases initial acceleration and limits maximum acceleration to enable smooth driving depending on driving conditions. Additionally, torque differentiation during reverse parking reduces impact from parking blocks, enhancing ride comfort for young ones.

Grip that responds like instinct.

Whether it's city streets, highways, or rugged terrain, the TUCSON Hybrid adjusts with intuitive Drive and Terrain Modes. From Eco and Sport to Snow, Mud and Sand, it delivers the perfect balance of power, efficiency, and confidence — wherever your journey takes you.

Changes when you do.
With Eco, Smart, and Sport modes, the TUCSON Hybrid adjusts to match your driving style. It's responsive when you want it, and relaxed when you need it.



Confidence that feels natural.
HTRAC technology delivers power to all four wheels when needed. You won't always see what's ahead; a curve, a climb, or loose terrain. But the TUCSON Hybrid stays composed, shifting power to the right wheels before you even realize it needs to.



Convenience that complements your flow.

No pauses, no second steps, just a flow that fits yours. Walk up, it unlocks. Sit down, it remembers you. Load up, the seats fold away. The TUCSON Hybrid keeps pace so you focus only on the road ahead.



Remote Engine Start
Fingerprint (AVN Authentication + Engine Start)



Smart Keyless Entry with Welcome Lamp
Push Start

It all starts here.



Where the outside noise fades.

Inside your world is now more connected than ever. The 12.3-inch integrated panoramic curved displays, ambient lighting, and a wraparound cockpit puts navigation, entertainment, and real-time driving data at your fingertips. Whereas, fingerprint authentication lets you add a personal touch to every journey while making it easier to ensure your drive is catered precisely the way you want.



Wraparound Architecture Design



Integrated Panoramic Curved Display (12.3-inch Digital Cluster + 12.3-inch Infotainment System)
Ambient Lighting



6 Speaker Sound System
Bezel-less Auto Dimming Rear View Mirror

It starts with a gesture, a touch, a reach, a glide. The centre console responds without resistance, placing control and convenience right where you expect it. Just a seamless flow that makes every drive feel a little more effortless.




Floating-Type Centre Console



Auto Dual Zone Climate Control
Wireless Charging with 2 Charging Animations



Front Heated + Ventilated Seats
Heated Steering Wheel



Parking Sensors + Surround View Monitor + Downhill Brake Assist
Brake Auto Hold + Drive Mode + Terrain Mode Selector

Control within reach.

The steering wheel becomes your personal command hub, with a 12.3-inch digital cluster and head-up display projecting key information in your line of sight. Everything you need is visible, so your focus stays where it belongs: on the road ahead.



3-Spoke Leather Heated Steering Wheel with Multifunction Controls



Column-Type Shift-by-Wire Automatic Transmission



12.3-inch Curved LED Cluster with Head-Up Display (HUD)
Electronic Parking Brake + Electronic Traction Control + Powered Trunk



Drive Modes (ECO, Sport, MyDrive)



Terrain Modes (Snow, Mud, Sand)

Comfort that adjusts to you.

The cabin maintains a balanced environment in every season. Heated and ventilated front seats ensure personalized comfort, while rear air vents keep passengers at ease. Making sure everyone rides in total comfort, front to back.



Driver & Passenger 8-Way Power Adjustment + Driver 2-Way Lumbar Support
Heated & Ventilated Front Seats



Memory Seats
Walk-In-Device (Passenger)



Panoramic Sunroof



Dual Rear A/C Vents + 2x USB Type-C Charging Ports

Space that flexes with you.

Remote seat folding, a low boot lip, and wide trunk access make loading easy and quick. From weekend luggage to daily essentials, the TUCSON Hybrid is built to carry what you need without the hassle.



Trunk 12V / 180W Power Socket
Luggage Separator



Standard



60:40 Folding



Full Folding

Safe driving is made smarter.

Safety in the TUCSON Hybrid is proactive, not reactive. Intelligent systems help you stay in lane, avoid blind spots, and stay aware of your surroundings, while a network of airbags throughout the cabin adds essential protection. It's safety that's always on, so you can drive with more confidence.



6 Airbags
Surround View Monitor



Rear Occupant Alert
ISOFIX Child Restraint System



Front, Rear & Side Parking Sensors
Blind-Spot View Monitor



Power Safety Window - Auto Up / Down (FR+RR)

Hyundai SmartSense

From 360° camera views to rear occupant alerts and parking assistance, Hyundai SmartSense enhances your awareness of where it matters most. It helps you navigate tight spaces, monitor surroundings, and stay protected, making smart safety feel effortless in everyday driving.



Forward Collision-Avoidance Assist (FCA, Junction Turning)

Alerts the driver if the vehicle ahead is slowing down too quickly or if there is the potential for a forward collision with stationary vehicles, pedestrians, cyclists ahead, or approaching vehicles on the road, and activates the brakes in the event of an impending collision. Forward Collision-Avoidance Assist also brakes automatically to avoid an impending collision with vehicles or cyclists ahead on the road or approaching from either side while making a left turn at an intersection.

* Advanced Driver Assistance Systems (ADAS) is designed to provide assistance with the operation of a vehicle, drivers must drive with caution at all times.
* Functions may not operate depending on the surroundings and driving conditions. Refer to the instruction manual for details.



Lane Following Assist (LFA)

Lane Following Assist helps centre the vehicle in the lane.



Blind-Spot Collision-Avoidance Assist (BCA)

Blind-Spot Collision-Avoidance Assist (BCA) warns you if there is a risk of collision with a rear side vehicle in the blind-spot while changing lanes. When forward exiting a parallel-parking spot, if there is a risk of collision with a vehicle approaching from behind, it automatically assists with emergency braking.



Lane Keeping Assist (LKA)

If driving above a certain speed and the driver leaves a lane without the turn signal switch being operated, it provides a warning. When a lane departure is detected, it automatically assists with steering to help prevent leaving the lane.

* Advanced Driver Assistance Systems (ADAS) is designed to provide assistance with the operation of a vehicle, drivers must drive with caution at all times.
* Functions may not operate depending on the surroundings and driving conditions. Refer to the instruction manual for details.



Smart Cruise Control (SCC) with Stop and Go

Smart Cruise Control (SCC) helps maintain distance from the front vehicle and drive at a speed set by the driver. Automatically stops when the front vehicle stops and automatically starts when the front vehicle departs within a short time.

* Advanced Driver Assistance Systems (ADAS) is designed to provide assistance with the operation of a vehicle, drivers must drive with caution at all times.
 * Functions may not operate depending on the surroundings and driving conditions. Refer to the instruction manual for details.



Parking Collision-Avoidance Assist (PCA)

Reverse Parking Collision Avoidance Assist (PCA) provides a warning if there is a risk of collision with a rear object while reversing. After the warning, if the risk of collision increases, it automatically assists with emergency braking.

* Advanced Driver Assistance Systems (ADAS) is designed to provide assistance with the operation of a vehicle, drivers must drive with caution at all times.
 * Functions may not operate depending on the surroundings and driving conditions. Refer to the instruction manual for details.



Forward / Side / Reverse Parking Distance Warning (PDW)

Forward / Side / Reverse Parking Distance Warning (PDW) warns against collisions with objects around the vehicle at low speeds.

* Advanced Driver Assistance Systems (ADAS) is designed to provide assistance with the operation of a vehicle, drivers must drive with caution at all times.
 * Functions may not operate depending on the surroundings and driving conditions. Refer to the instruction manual for details.

Features (Signature AWD)



Parametric Jewel Hidden Signature DRLs



Full LED Projection Headlamps



Front Parking Sensors



Side Parking Sensors



Blind-Spot Detection



19-inch Alloy Wheels



Panoramic Sunroof



Rear Parking Sensors



HTRAC Hybrid



Smart Powered Trunk



3-Spoke Leather Heated Steering with Multifunction Controls



Head-Up Display (HUD)



12.3-inch Integrated Panoramic Curved Displays



Wireless Android Auto + Apple CarPlay



Wireless Charging



8-Way Powered + Driver 2-Way Lumbar Support



Full Auto Dual-Zone Climate Control



Heated + Ventilated Front Seats



Memory Seats



Walk-In Device

Features (Smart FWD)



Parametric Jewel Hidden Signature DRLs



LED Headlamps (MFR w/ Static Bending)



Front Parking Sensors



Side Parking Sensors



Blind-Spot Detection



18-inch Alloy Wheels



Panoramic Sunroof



Rear Parking Sensors



FWD Hybrid



Smart Entry with Welcome Lamps



3-Spoke Poly Urethane Steering with Multifunction Controls



Column-Type Shift-By-Wire Transmission



12.3-inch Integrated Panoramic Curved Displays



Wireless Android Auto + Apple CarPlay



Wireless Charging



8-Way Powered Driver + Lumbar Support



Full Auto Dual-Zone Climate Control



Manual Passenger Seats



Rear Seats with 60:40 Split

Interior Colors




Black Monotone Interior (Piano black finish on door armrest molding and centre console, with fabric and leather)
TUCSON Hybrid Signature AWD exclusive




Black Monotone Interior (Piano black finish on centre console only, with plastic and leather)
TUCSON Hybrid Smart FWD exclusive




Exterior Colors




Polar White




Phantom Black




Silver
Metallic




Hampton Gray



Magnetic Force



Oxford Blue



Rain Forest



Ultimate Red
Metallic

Specifications

Variant	Signature AWD		Smart FWD
Dimensions			
Body Type	C-SUV		
Exterior L x W x H (mm)	4640 x 1865 x 1665		
Wheelbase (mm)	2755		
Ground Clearance (mm)	181		
Kerb Weight (kg)	1683-1801	1623-1741	
Gross Vehicle Weight (kg)	2270	2210	
Minimum Turning Radius (m)	5.9+0.2		
Number of Doors	5 Doors		
Seating Capacity	5 Persons		
Number of Seating Rows	2 Rows		
Trunk Capacity (l)	582-1903		
Engine			
Fuel Type	Petrol		
Emission Standard	Euro 5		
Displacement (cc)	1598		
Max. Power (HP) / rpm	178 / 5500 rpm		
Max. Torque (Nm) / rpm	265 / 1500 - 4500 rpm		
Engine Type	Smartstream G1.6 T-GDi HEV		
Cylinders	In-Line 4-Cylinder		
Compression Ratio	10.5:1		
Fuel System	GDI (Gasoline Direct Injection)		
Intake System	TIS		
Fuel Tank Capacity (l)	52		
Electric Motor			
Motor Type	Permanent Magnet Synchronous Motor (PMSM)		
Max. Power (kW)	47.7		
Max. Torque (Nm)	264		
Engine + Electric Motor			
Max. Power (kW)	173		
Max. Power (HP)	232		
Max. Torque (Nm)	367		

Specifications

Variant		Signature AWD		Smart FWD	
Battery					
Battery Type		Lithium-ion			
Voltage		270 Volt			
Battery System Capacity		1.49 kWh			
Battery Power Output		64 kW			
Drive Type & Transmission					
Drive		AWD		FWD	
Transmission		6-Speed AT			
Terrain Mode		(Snow, Mud, Sand)		x	
Drive Mode Select		(Eco, Sport, My Drive)			
My Drive Mode	Powertrain	(Eco, Sport, Smart, Baby)			
	Steering	(Normal, Sport)			
Manual Shift Mode		Paddle Shifters			
TGS Knob		Column Type Shift-by-Wire			
Wheel & Tyre					
Wheel & Tyre	Wheel Type	Alloy Wheel			
	Wheel Size	19-inch		18-inch	
	Tyre Size	235 / 55 R19		235 / 60 R18	
Spare Wheel	Wheel Type	Temporary Space Saver (17-inch)			
Tyre Pressure Monitoring System		o			
Suspension					
Front		MacPherson Strut Type			
Rear		Multi-link			
Steering Wheel					
Material		3 Spoke - Leather		3 Spoke - Polyurethane	
Power Steering		o			
Heated		o		x	
Adjustment		Manual Tilt & Telescopic			
Airbag					
Driver		o			
Passenger		o			
Front Side		o			
Curtain		o			

• The above values are results from internal testing and are subject to change after validation.
• Some of the equipment illustrated or described in this catalog may not be supplied as standard equipment and may be available at extra cost.
• Hyundai Nishat Motor (Private) Limited reserves the right to change specifications and equipment without prior notice.
• The color palettes shown may vary slightly from the actual colors due to the limitations of the printing process.
• Please consult your dealer for full information and availability on colors and trims.
• The Advance Driving Assistance System (ADAS) can't replace safe driving practices, and drivers should always use good judgment. The effectiveness of these features can vary due to factors such as weather, road conditions, driver positioning, speed, and cleanliness.
Remember ADAS is just an assistance system for drivers, not a self-driving feature.

*Specifications may vary without prior notice
**Terms & Conditions Apply

Specifications

Variant		Signature AWD		Smart FWD	
Brake					
Brake	Front	Front 17-inch			
	Rear	Rear 16-inch			
Anti-Lock Braking System (ABS)		o			
Electronic Brake-Force Distribution (EBD)		o			
Brake Assist (BA)		o			
Down-Hill Brake Control (DBC)		o			
Emergency Stop Signal (ESS)		o			
Multi-Collision Brake (MCB)		o			
Trailer Stability Assist (TSA)		o			
Electronic Stability Control (ESC)		o			
Hill-Start Assist Control (HAC)		o			
Vehicle Stability Control (VSC)		o			
Traction Control System (TC/TCS)		o			
Eco Vehicle Mode	Smart Regenerative Brake System	o			
Parking Brake	Type	Electric			
	Auto Brake Hold	o			
	Electronic Parking Brake (EPB)	o			
Lock & Security					
Door Locking	Central Door Locking	o			
	Speed Sensing Door Lock	o			
	Child Safety Lock	o			
Tailgate		o (Powered + Smart)		o (Manual)	
Remote Boot-Lid Opener		o			
Key Set	Keyless Entry	o			
	Burglar Alarm	o			
	Smart Entry + Push Start	o			
	Fingerprint (AVN Authentication + Engine Start)	o		x	
	Remote Engine Start	o			
Immobilizer		o			
Exterior					
Front Air Curtains		o			
Front Radiator Grille		Dark Chrome Coated			

Specifications

Variant		Signature AWD	Smart FWD
Exterior			
Bumper	Front	2 tone	
	Rear	2 tone	
Side Mirror	Finish	Body Color	
	Electrically Adjustable	◦	
	Electrically Retractable	◦	
	Reverse Linked Mirrors	◦	
	with Turn Signal	◦	
	Defogger	◦	
Rear Garnish		◦	
Rear Reflectors		◦	
Spoiler		◦	
Door Scuff		Alloy	
Skid Plate		◦ (Silver Painted)	
Door			
Door Trim		Level 2	Level 1
Map Pocket		◦	
Door Outside Handle		Body Color	
Door Inside Handle		Soft Paint	
Door Sash Blackout		Black + Silver Beltline	
Power Window		Auto Up / Down & Safety (FR + RR)	Auto Up / Down & Safety (FR only)
Roof			
Inside Rear View Mirror		ECM	
Sunvisor		Vanity Mirror with Illumination	
Panoramic Sunroof		◦	
Roof Rails		◦	
Antenna		Shark Fin	
Luggage			
Luggage Screen		◦	
Boot Separator		◦	
Power Socket		◦ 12V / 180W	
Luggage Lamps		◦ (LED)	
Cargo Net		◦	

• The above values are results from internal testing and are subject to change after validation.
• Some of the equipment illustrated or described in this catalog may not be supplied as standard equipment and may be available at extra cost.
• Hyundai Nishat Motor (Private) Limited reserves the right to change specifications and equipment without prior notice.
• The color palettes shown may vary slightly from the actual colors due to the limitations of the printing process.
• Please consult your dealer for full information and availability on colors and trims.
• The Advance Driving Assistance System (ADAS) can't replace safe driving practices, and drivers should always use good judgment. The effectiveness of these features can vary due to factors such as weather, road conditions, driver positioning, speed, and cleanliness.
Remember ADAS is just an assistance system for drivers, not a self-driving feature.

*Specifications may vary without prior notice
**Terms & Conditions Apply

Specifications

Variant		Signature AWD	Smart FWD
Seat			
Seat Upholstery		Leather	
Front Seat	Headrest	◦	
	Seat Height Adjuster	◦ (D+P)	◦ (Driver only)
	Power Seat	◦ (D+P) 8-Way Powered	◦ (Driver Only) 8-Way Powered
	Lumbar Support	Driver 2-way	
	Ventilated Seat	◦ (D+P)	x
	Heated Seat	◦ (D+P)	x
	Centre Console Box	Floating-Type	
	Memory Seat	◦	x
	Seat Back Pocket	◦ (D+P)	
Rear Seat	Headrest	Up / Down (LH / RH / CTR)	
	Armrest with Cup Holder	◦	
	Rear Seat Reclining	60:40 Folding	
	Rear USB Charging	2 C-Type Ports	
Seat Belt			
Seat Belt	Front	Height Adjustment + 3 Point ELR (with Pretensioner & Force Limiter)	
	Rear	3 Point ELR (with Pretensioner & Force Limiter)	
ISOFIX Child Seat Anchors		◦	
Lighting (Front, Cabin, and Rear)			
Headlamps		LED Projection Lamps w/ Intelligent Front Lighting System	LED Multi-Focus Reflector w/ Static Bending Light
Daytime Running Lamp		Parametric Jewel Hidden Signature Lamps	
Headlight Height Adjuster / Leveling		◦ (Auto)	◦ (Manual)
Headlight Delay		◦	
Rear Combination Lamp		LED	
High Mount Stop Lamp		◦	
License Plate		Dual-Lamp (LED)	
Rear Fog Lamp		Bulb	
Front Personal Lamp		LED	
Glove Box Lamp		◦ (Bulb)	
Ambient Lighting		◦	
Door Courtesy Lamp		LED	
Rear Reading Lamp		LED	

Specifications

Variant		Signature AWD	Smart FWD
Instrument			
Cluster Type		Integrated Panoramic Curved Display 12.3-inch TFT LCD (CLU) + 12.3-inch TFT LCD + RHEOSTAT	
Head-Up Display		◦ (12-inch Colour Display)	x
AVN			
Audio	Android Auto / Apple CarPlay	◦ (Wireless)	
	AM / FM Radio	◦	
	MP3	◦	
	Screen	Integrated Display 12.3-inch TFT LCD (CLU)	
	Floating-Type Screen	◦	
Connectivity	USB	◦	
	Bluetooth	w/ Voice Recognition	
Camera	Rear View Camera	◦ (w/ Dynamic Parking Guidelines)	
	360° Camera	◦	
	Front View Camera	◦	
Number of Speakers		6	
Heater & Air Conditioner			
Air Conditioner Controller		6.6-inch (Dual-Zone Climate Control)	
Auto Defogger		◦	
Rear AC Ventilation		◦	
Wiper			
Rain-Sensing Wipers		◦	
Rear Wiper		◦	
Hyundai SmartSense			
Blind-Spot Collision-Avoidance Assist (BCA)		◦	
Blind-Spot View Monitor (BVM)		◦	
Driver Attention Warning (DAW)	Leading Vehicle Departure Alert	◦	
Forward Collision-Avoidance Assist (FCA 1.5)	Car / Powered Two-Wheeler / Pedestrian / Cyclist Detection	◦	
	Direct Oncoming Function (FCA - DO)	◦	
	Junction Turning Function (FCA - JT)	◦	
High Beam Assist (HBA)		◦ (Intelligent Front Lighting System w/ Speed Options)	◦
Manual Speed Limit Assist (MSLA)		◦	
Lane Following Assist (LFA)		◦	
Lane Keeping Assist - Line / Edge (LKA - L / R)		◦	

• The above values are results from internal testing and are subject to change after validation.
• Some of the equipment illustrated or described in this catalog may not be supplied as standard equipment and may be available at extra cost.
• Hyundai Nisshat Motor (Private) Limited reserves the right to change specifications and equipment without prior notice.
• The color palettes shown may vary slightly from the actual colors due to the limitations of the printing process.
• Please consult your dealer for full information and availability on colors and trims.
• The Advance Driving Assistance System (ADAS) can't replace safe driving practices, and drivers should always use good judgment. The effectiveness of these features can vary due to factors such as weather, road conditions, driver positioning, speed, and cleanliness. Remember ADAS is just an assistance system for drivers, not a self-driving feature.
*Specifications may vary without prior notice
**Terms & Conditions Apply

Specifications

Variant		Signature AWD	Smart FWD
Hyundai SmartSense			
Parking Collision-Avoidance Assist - Reverse (PCA-R)			◦
Rear Cross-Traffic Collision-Avoidance Assist (RCCA)			◦
Crosswind Stability Control (CSC)			◦
Rear Occupant Alert (ROA)			◦
Safe Exit Assist (SEA)			◦
Smart Cruise Control with Stop & Go (SCC w/ S&G)			◦
Emergency Stop Signal (ESS)			◦
Parking Distance Warning - Forward / Side / Reverse w/ Dynamic Guidelines & Contour Guidance			◦
Surround View Monitor (SVM) Camera	3D Surround View Function		◦
	Front View, Rear View, Side View		◦
	Top-Down View w/ Car Wash Entering Mode		◦
	Front / Rear Wide View Function - w/ Image View on Command		◦
Steering Wheel with Haptic Feedback			◦



Overall Width (mm)

1,865



Wheelbase (mm)
Overall Length (mm)

2,755

4,640

Overall Height
(mm - including
Roof Rack)

1,665



4 YEAR 100,000 km
Warranty Coverage

8 YEAR 160,000 km
Battery Warranty

*Whichever comes first
**Terms and conditions apply