

NISSAN NAVARA



1,100
KG PAYLOAD

450
NEWTON METRES

4X4
TRANSMISSION

[Introduction](#) | [Exterior design](#) | [Interior space](#) | [Technology](#) | [Performance](#) | [Accessory](#) | [Grade and dimensions](#) | [Technical Specifications](#) | [Price List](#) | [Commitments](#)

[Print](#) | [Close](#)



CHALLENGE IS WHAT WE DO AT NISSAN

PROVE IT
WWW.NISSAN-PROVEIT.COM

We say we make cars with the belief that travelling is more than a journey from A to B. We claim our cars are made to add to your confidence, to make you feel ready to go anywhere at any time and for any unforeseen challenge you might encounter.

You challenge us to "prove it".

NAVARA PROOF #2 HOT. NOT BOTHERED.

Don't worry about wear and tear. Our seat fabrics and leather seams go through 33 tests up to 20,000 times to prove they can take the heat.

NAVARA GUARANTEES
YOU ENJOY YOUR DRIVE
FOR LONGER:

3 YEAR
WARRANTY

12 YEAR
ANTI-CORROSION WARRANTY

18,000 MILE
SERVICE INTERVAL

MINIMAL
ENVIRONMENTAL IMPACT

The Nissan Green Program is on target for zero emissions by 2012. We set up improvement objectives to control emissions into the air, water and soil, manage waste, use energy efficiently and continually improve environmental performance.

ELECTRIC VEHICLES ARE THE FUTURE OF URBAN MOBILITY:

Nissan is a technology leader for 100% CO₂-free EVs with concepts like Pivo and Mixim. Nothing is cleaner.

NAVARA PROOF #20 FREEZE. DRY.

Nissan weathers every storm. From drizzle to a downpour, a frost to a big freeze, our extreme shower test guarantees NAVARA is leak proof in any conditions.

NAVARA PROOF #34 SHAKE IT.

To ensure that the car stays in one piece, Nissan puts its cars on 4 vibrating posts and shakes it for days. This is equivalent to hours of driving on paved road.

GET TO KNOW MORE AT: WWW.PROVEIT.NISSAN.CO.UK

[Introduction](#) | [Exterior design](#) | [Interior space](#) | [Technology](#) | [Performance](#) | [Accessory](#) | [Grade and dimensions](#) | [Technical Specifications](#) | [Price List](#) | [Commitments](#)

[Print](#) | [Close](#)



More nose, more nouse: the tough new NAVARA design is a guaranteed pick-up.
Easy to live with, great to work with and even more rewarding to play with.

THIS IS THE LIFE

[Introduction](#) | [Exterior design](#) | [Interior space](#) | [Technology](#) | [Performance](#) | [Accessory](#) | [Grade and dimensions](#) | [Technical Specifications](#) | [Price List](#) | [Commitments](#)

[Print](#) | [Close](#)




• LUGGAGE
SPACE

• 2nd
ROW SEATS



The second row seats split 60:40 and have a clever folding mechanism to create maximum luggage space.



FULL 5-SEATER: THIS IS MY HOME.

Come on in: the NAVARA Double Cab is a full five-seater with a spacious cabin, refreshed by dual zone climate control.

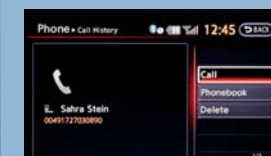
[Introduction](#) | [Exterior design](#) | [Interior space](#) | [Technology](#) | [Performance](#) | [Accessory](#) | [Grade and dimensions](#) | [Technical Specifications](#) | [Price List](#) | [Commitments](#)

[Print](#) | [Close](#)





Map your route on a high-definition 2D or 3D split screen and auto-zoom on key targets with voice guidance in 8 European languages.



Open up with Bluetooth® hands-free connectivity complete with caller ID and voice recognition. Just plug in your 'phone and speak out.



Track your progress thanks to continuous updates on your touch screen. Precise and always pertinent, it gives you a sharper edge.



You'd think you were in an executive saloon with that extra-wide layout, leather trim and premium Sat Nav system set neatly into the dash.

* specification varies by grade, please see UK spec guide for full details.

Your fully integrated navigation, communication and video/audio entertainment system, Nissan Connect Premium keeps you in touch and in rhythm wherever you are. Play DVDs and CDs, browse with Bluetooth® audio-streaming or enjoy live performance sound quality from your iPod®, MP3 or USB stick

* specification varies by grade, please see UK spec guide for full details.

[Introduction](#) | [Exterior design](#) | [Interior space](#) | [Technology](#) | [Performance](#) | [Accessory](#) | [Grade and dimensions](#) | [Technical Specifications](#) | [Price List](#) | [Commitments](#)

[Print](#) | [Close](#)





The streamlined, tubular roof rack (standard on Tekna grade) is shaped to reduce wind resistance and can carry 56kg.



C-channel tie-down system
Ideal for securing all shapes of cargo for safe transportation, the system consists of four innovative channels running the length of the pick-up bed – including two fixed to the bed floor – and one running the width, plus four heavy duty cleats that move to where you need a tie-down point. This flexible system allows any type of load, however awkward, to be secured quickly and safely.



NAVARA's got the most practical bed size in its class with well over a metre of useful space between the wheel arches.

LAY MY BED

**2,700 Kg on King Cab / 2,600 Kg on Double Cab*



TAKE ME HIGHER

The best thing about having a work-horse like NAVARA is when you take the day off.
So head for the hills and ride on.

5 A/T
GEARBOX

Get in gear with a 5-speed automatic gearbox.
Be laid-back or more involved with the option to change gear up or down in sequence for faster progress or just for fun.

2,700 KG
MAX TOWING*


Navara has plenty of stamina for your personal adventures. Bring all your boy toys: serious fun is the kind of action it likes best.

190 450
PS NM

Flexible on power delivery and remarkably agile thanks to a highly effective suspension system, Navara responds quickly to your commands. In addition to the range, the new V6 3L-Diesel engine has 231PS and 550NM torque* And nothing's too heavy for its strong, high tensile steel ladder chassis with welded cross-members.

* V6 diesel available in the UK from July 2010

* 2,700 Kg on King Cab / 2,600 Kg on Double Cab



450
NM

2,700 KG
MAX TOWING*

4X4
TRANSMISSION

190
PS

Select from 3 driving modes with the new rotary switch on the dash:

- 2WD HIGH to power the rear wheels only in normal conditions.
- 4WD HIGH gives a 50/50 front / rear spread for light off-roading in mud or snow.
- 4WD LOW is for serious off-road driving in sand, snow or deep mud and for maximum traction while climbing and maximum engine braking on descent.



Rotary 4x4 switch

Turn the dial to shift from 4X4 to 4X2 and back again in one simple movement.



ESP

Nissan's Electronic Stability Protection system automatically activates the ABS, traction control and active yaw control features to help maintain control in evasive manoeuvres.



There if you need them, all-round **airbags** keep you covered on any ground.



NAVARA is a 100% bona fide 4X4. With airbag protection throughout, it's a great ride for all.

MOVE MY WORLD

* 2,700 Kg on King Cab / 2,600 Kg on Double Cab

[Introduction](#) | [Exterior design](#) | [Interior space](#) | [Technology](#) | [Performance](#) | [Accessory](#) | [Grade and dimensions](#) | [Technical Specifications](#) | [Price List](#) | [Commitments](#)

[Print](#) | [Close](#)

[Page 1](#) | [Page 2](#) | [Page 3](#)





WILD AT HEART





M: METALLIC S: SOLID

Enjoy feeling comfortably secluded with privacy glass and leather upholstery.
Just you and your NAVARA: what more does a man need?

COLOURS & TRIMS

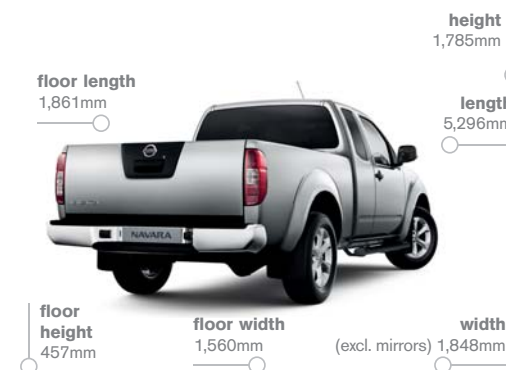


DIMENSIONS

DOUBLE CAB



KING CAB





X-TRAIL



PATHFINDER

We see **SHIFT_** as an invitation. To challenge whatever feels too familiar. To open your mind to the unfamiliar. To ask the questions no-one else is asking. And to find answers no-one else can. At Nissan, we do this every day. And it shapes everything we do. The result is a line-up of vehicles that represents a pure, uncompromising shift from the ordinary.

Visit our website at:
www.nissan.co.uk

Dealer stamp:



SHIFT_ the way you move

Every effort has been made to ensure that the content of this publication is correct at the time of going to press (April 2010). This brochure has been produced featuring prototype vehicles exhibited at motor shows. In accordance with the company's policy of continuously improving its products, Nissan International reserves the right to change at any time the specifications and the vehicles described and shown in this publication. Nissan dealers will be informed of any such modifications as quickly as possible. Please check with your local Nissan dealer to receive the most up-to-date information. Because of the limitations of the printing processes used, the colours shown in this brochure may differ slightly from the actual colours of the paint and interior trim materials used. All rights reserved. Reproduction in whole or part of this brochure without the written permission of Nissan International is forbidden.

Part number: 99999-53975 his brochure is made from chlorinefree paper - 04/2010 - Printed in EU.
Created by NEW Robinson Creapress, France - Tel.: +33 1 40 62 37 37 and produced by E-GRAPHICS\FRANCE, France - Tel.: +33 1 49 09 25 35

NISSAN NAVARA

TECHNICAL SPECIFICATION



The Navara is all about freedom, including freedom of choice. That's why we offer a Double Cab or King Cab, two transmissions, two core grades – quite apart from the range of colours and accessories that all let you create your perfect, personalised Navara.



ACENTA STANDARD FEATURES

DRIVE TRAIN

- 2.5 dCi with 190 PS / 450 Nm
- Part-time 4-wheel drive
- Low ratio gearbox
- Limited slip differential

EXTERIOR

- 17" Alloy wheels (x4)
- Chrome grille
- Front fog lights
- Door mirrors with indicator/ puddle lamp
- Side steps
- Rear step bumper

LOAD AREA

- C-Channel moveable tie-down point
- Tailgate lock
- One-handed tailgate release

SAFETY AND SECURITY

- ESP (Electronic Stability Programme)
- ABS with EBD and Brake Assist
- Driver, passenger, side & curtain airbags
- Active front headrests
- 3-point rear seatbelts (x3 on Double Cab, x2 on King Cab)
- ISOFIX child seat anchoring points x2 (Double Cab)
- Superlocking for Cab
- NATS alarm
- NATS engine immobiliser

INTERIOR

- Cloth seat material
- 60/40 split foldable rear bench seat (Double Cab only)
- Rear jump seats with under seat storage (King Cab only)
- Leather steering wheel and gear knob
- Driver's seat height adjust

COMFORT AND CONVENIENCE

- Dual zone climate control
- Electrically adjustable and heated door mirrors
- Rotary selectable 4WD switch
- Remote central door locking
- Electric front and rear windows (front only on King Cab)
- Power assisted steering
- Tilt adjustable steering wheel
- Single in-dash CD audio
- USB iPod connectivity
- MP3 Aux Socket
- Bluetooth telephone integration

OPTIONS AT EXTRA COST

- External cab guard frame

TEKNA DOUBLE CAB FEATURES ADDITIONAL TO ACENTA

EXTERIOR

- Roof rails
- Chrome power folding mirrors with indicator/puddle lamp
- Pop up headlamp washers
- Rear privacy glass

INTERIOR

- Graphite leather seats
- Heated front seats
- Power adjust driver's seat
- Illuminated footwell
- Under rear seat storage
- Aluminium front door entry guards

COMFORT AND CONVENIENCE

- Rain sensing windscreen wipers
- Automatic headlamps
- Auto dim rear view mirror
- Trip computer
- Cruise control with speed limiter
- Steering wheel audio controls

OPTIONS AT EXTRA COST

- Nissan Connect Premium with:
 - HDD Satellite Navigation
 - HDD music server (in lieu of 6CD changer)
 - USB iPod connectivity
 - DVD movie playback (whilst vehicle is stationary)
 - Rear Parking camera

OUTLAW V6 FEATURES ADDITIONAL TO TEKNA DOUBLE CAB

DRIVE TRAIN

- 3.0 dCi V6 231PS/550Nm
- 7-speed auto transmission
- Low ratio gearbox
- Limited slip differential

INTERIOR

- Electric sunroof

EXTERIOR

- 18" alloy wheels (x5)

COMFORT AND CONVENIENCE

- Nissan Connect Premium with:
 - HDD Satellite Navigation
 - HDD music server (in lieu of 6CD changer)
 - USB iPod connectivity
 - DVD movie playback (whilst vehicle is stationary)
- BOSE™ speaker system



NAVARA

	King Cab		Double Cab		
VERSION	ACENTA		ACENTA/TEKNA		TEKNA
DRIVE TYPE	Part-time 4WD		Part-time 4WD		Part-time 4WD
ENGINE	YD25 Kai3		YD25 Kai3		V9X
TRANSMISSION	Manual		Manual		Auto

ENGINE DESCRIPTION					
Engine Code			YD25 Kai3	YD25 Kai3	YD25 Kai3
No. of cylinders, configuration			4, in line	4, in line	4, in line
Valves per cylinder			4, DOHC	4, DOHC	4, DOHC
Air intake system			Turbo VNT Intercooler	Turbo VNT Intercooler	Turbo VNT Intercooler
Control system			ECM	ECM	ECM
Cylinder block and head			Iron/ Al	Iron/ Al	CGI (block)/Al (head)
Engine capacity		cc	2488	2488	2991
Bore x Stroke		mm	89 x100	89x100	84x90
Compression ratio			15:01	15:01	15:01
Camshaft drive			Chain driven	Chain driven	Chain driven
Valve actuation			Direct (Graded shims)	Direct (Graded shims)	Direct (Graded shims)
Valve size (intake/exhaust)		mm	28.55 / 25.95	28.55 / 25.95	28.55 / 25.95
Valve timing (intake/exhaust)	opening	*BTDC	2 / 226	2 / 226	2 / 226
	closing	*ATDC	210/ -2	210 / -2	210 / -2
Electric throttle			Yes	Yes	Yes
Combustion principle			Compression ignition	Compression ignition	Compression ignition
Combustion chamber shape			Toroidal	Toroidal	Toroidal
Bearings			5	5	5
Fuel pump			Denso HP-3	Denso HP-3	Denso HP-3
Fuel type			Diesel / Biodiesel (B10 max)	Diesel / Biodiesel (B10 max)	Diesel / Biodiesel (B10 max)
Fuel type - CN or RON	min	CN/ RON	CN51	CN51	CN51
Fuel supply			Direct injection + Common rail	Direct Injection + Common rail	Direct Injection + Common rail
Emission control system			EGR + Catalyst + DPF	EGR + Catalyst + DPF	EGR + Catalyst + DPF
Cold start			Electronic Glow Plug Control Unit	Electronic Glow Plug Control Unit	Electronic Glow Plug Control Unit
Balancer assembly shafts			with	with	with
Oil capacity (min/max)		l	5.3 / 6.7	5.3 / 6.7	5.3 / 6.7
Oil Pan			Al / Steel	Al / Steel	Al / Steel
ENGINE PERFORMANCE (according to EC 80/1269 directive)					
Maximum engine power		kW(PS)/rpm	140 (190)/ 3600	140 (190)/ 3600	140 (190)/ 3600
Maximum engine power		bhp	187.7	187.7	187.7
Maximum engine torque		Nm (kgm)/rpm	450/2000	450/2000	450/2000
Emission class			Euro 5	Euro 5	Euro 5
TRANSMISSION SPECIFICATION					
Clutch type			Dry Plate Mech.	Dry Plate Mech.	Torque Converter
Transmission type			6 Speed M/T	6 Speed M/T	5 Speed A/T
Gear ratio	1st		4.692	4.692	3.827
	2nd		2.705	2.705	2.368
	3rd		1.747	1.747	1.52
	4th		1.291	1.291	1.000
	5th		1.000	1.000	0.834
	6th		0.827	0.827	--
	7th		--	--	--
	Rev		4.260	4.260	2.613
Final drive			3.692	3.692	3.538
Transfer ratio (in 4Lo mode)			2.625	2.625	2.625
Driven wheels			4WD	4WD	4WD
SECURITY					
Thatcham Security Rating			10	10	11
PERFORMANCE					
Maximum speed (Vmax)		mph (km/h)	112 (180)	112(180)	111(178)
Accel. 0-100 km/h (0-62mph)		sec	10.8	11.1	10.7
Frontal area		(m**2)	2.76	2.76	2.76
Aerodynamics		Cd	0.41	0.43	0.43




	King Cab	Double Cab			
VERSION	ACENTA	ACENTA/TEKNA		TEKNA	OUTLAW V6
DRIVE TYPE	Part-time 4WD	Part-time 4WD			Part-time 4WD
ENGINE	YD25 Kai3	YD25 Kai3			V9X
TRANSMISSION	Manual	Manual		Auto	Auto

FUEL CONSUMPTION (according to EC 1999/100 directive)					
Fuel tank capacity		l	80	80	80
Urban cycle		mpg (l/100km)	26.4 (10.7)	26.4 (10.7)	24.6 (11.5)
Extra urban		mpg (l/100km)	39.8 (7.1)	39.8 (7.1)	38.2 (7.4)
Combined		mpg (l/100km)	33.6 (8.4)	33.6 (8.4)	31.8 (8.9)
CO2 mass emission (combined)		g/km	222	222	235
NOISE (according to EC 1999/101 directive)					
Driving noise level		(dB(A))	75	75	75.4
Standing noise level		(dB(A))/rpm	80	80	81
EXTERIOR DIMENSIONS					
Overall length (Rr Bumper Step type)		mm	5296	5296	5296
Overall length (Without Rr Bumper)		mm	5222	5222	5222
Overall width (excl. mirrors)		mm	1848	1848	1848
Max Overall height (w/o roofrails)	Max	mm	1783	1795	1795
Max Overall height (with roofrails)	Max	mm	--	1905	1905
Wheelbase		mm	3200	3200	3200
Overhang		mm	866	866	866
Overhang (Rr Bumper step type)	Rear	mm	1230	1230	1230
Overhang (with Rr Bumper)		mm	1156	1156	1156
Track	Front	mm	1570	1570	1570
Track	Rear	mm	1570	1570	1570
DOORS & SEATING CAPACITY					
Number of seats	1st Row		2	2	2
	2nd Row		2	3	3
Door length	Front	mm	1118.5	1118.5	1118.5
	Rear	mm	596	874	874
Door opening angle	Front	°	65	65	65
	Rear	°	88	76	76
BED SIZE					
Length	Floor	mm	1861	1511	1511
	Top	mm	1837	1487	1487
Width	Floor	mm	1560	1560	1560
	Top	mm	1496	1496	1496
Width (between wheelarches)		mm	1130	1130	1130
Opening width		mm	1432	1432	1432
Height		mm	457	457	457
INTERIOR PACKAGING					
Effective interior length (A-Pillar ~ Back panel)		mm	1780	2130	2130
Front head room (w/o sunroof)		mm	111	111	111
Front head room (with sunroof)		mm	--	--	73
Second row head room		mm	50	90	90
Front knee room		mm	632	632	632
Second row knee room		mm	448	612	612
Front shoulder room		mm	1480	1480	1480
Second row shoulder room		mm	1394	1480	1480
Front HIP room		mm	1480	1480	1480
Second row HIP room		mm	1366	1480	1480
WEIGHTS					
Kerb weight		kg	1990	2085	2100
Gross vehicle weight		kg	3110	3210	3240
Maximum payload		kg	1215	1250	1130
Permissible axle weight front		kg	1370	1470	1530
Permissible axle weight rear		kg	1960	1960	2033
Max. towing capacity weight braked @ 12%		kg	2700	2600	3000
Max. trailer weight unbraked		kg	750	750	750
Permissible vertical force on hitch ball		kg	108	104	120
Towbar load limit		kg	20	20	20
Max. roof load with roof bars		kg	-	56	56



			King Cab		Double Cab					
VERSION			ACENTA		ACENTA/TEKNA		TEKNA		OUTLAW V6	
DRIVE TYPE			Part-time 4WD		Part-time 4WD		Part-time 4WD		Part-time 4WD	
ENGINE			YD25 Kai3		YD25 Kai3		V9X		V9X	
TRANSMISSION			Manual		Manual		Auto		Auto	
BRAKES SYSTEM										
Brakes system			2 circuits; Front & Rear distribution, Power assisted, ABS, EBD &		2 circuits; Front & Rear distribution, Power assisted, ABS, EBD & BA & ESP					
Size			Front		Vented Disc (320 x 28)		Vented Disc (320 x 28)		Vented Disc (320 x 28)	
			Rear		Drum 295		Drum 295		Drum 295	
STEERING										
Steering system			Rack & Pinion Power Assisted		Rack & Pinion Power Assisted		Rack & Pinion Power Assisted		Rack & Pinion Power Assisted	
Turning circle, wall to wall			13.8		13.8		13.8		13.8	
Turning circle, kerb to kerb			13.3		13.3		13.3		13.3	
Overall steering ratio			21.6		21.6		21.6		21.6	
Linear steering ratio			44		44		44		44	
Lock to Lock			3.8		3.8		3.8		3.8	
SUSPENSION										
Front suspension			Double wishbone with coil over strut		Double wishbone with coil over strut		Double wishbone with coil over strut		Double wishbone with coil over strut	
Rear suspension			Rigid leaf spring		Rigid leaf spring		Rigid leaf spring		Rigid leaf spring	
WHEELS & TYRES										
Wheel size			17 x 7JJ		17 x 7JJ		17 x 7JJ		18 x 7JJ	
Tyre size			255/65 R17		255/65 R17		255/65 R17		255/60 R18	
OFF ROAD CAPABILITY (measured in running order weight condition)										
Approach angle			Min	°	30	30	30	30	30	30
Min Departure angle (Rr Bumper Step type)				°	24	24	24	24	24	24
Min Departure angle (Re Bumper Tube type)				°	26	26	26	26	26	26
Ramp over angle			Min	°	22	22	22	22	22	22
Maximum climbable gradient				°	39	39	39	39	39	39
Maximum lateral inclination				°	49.8	49.8	49.8	49.8	49.8	49.8
Minimum ground clearance (between axles)				mm	228	228	228	228	230	230
Maximum wading depth				mm	450	450	450	450	450	450
OTHER										
Engine starter output				kw	2.2	2.2	2.2	2.2	2.2	2.2
Battery capacity				Ah	70	70	70	70	95	95
Clutch diameter (inner.outer)				mm	180 / 275	180 / 275	--	--	--	--
Airbag size			Dr/As	L	45/90	45/90	45/90	45/90	45 / 90	45 / 90
Number of master keys					2	2	2	2	2	2
Fuel lid lock					Yes	Yes	Yes	Yes	Yes	Yes
Tyre speed limit (Std)					H (210km/h)	H (210km/h)	H (210km/h)	H (210km/h)	H (210 km/h)	H (210 km/h)
Rear suspension size				mm	1400 x 60 x (2x9 + 2x15)	1400 x 60 x (2x9 + 2x15)	1400 x 60 x (2x9 + 2x15)	1400 x 60 x (2x8 + 1x9 + 1x18)	1400 x 60 x (2x8 + 1x9 + 1x18)	1400 x 60 x (2x8 + 1x9 + 1x18)
Under cover					Yes (Metal)	Yes (Metal)	Yes (Metal)	Yes (Metal)	Yes (Metal)	Yes (Metal)
Side protection bars (Fr Door LH/RH) & (Rr Door LH/RH)					(1/1) & (1/1)	(1/1) & (1/1)	(1/1) & (1/1)	(1/1) & (1/1)	(1/1) & (1/1)	(1/1) & (1/1)
Frame cross members bars					8	8	8	8	8	8





You care about your Nissan so Nissan will care for you.

That's why we'll make the following commitment:

- YOU** care about staying on the road when your Nissan is in for service or repair.
- NISSAN** will keep you mobile free of charge.
- +++++
- YOU** care about quality enough to have your Nissan serviced at a Nissan dealership.
- NISSAN** says thanks by giving you continuous Nissan Roadside Assistance for free.
- +++++
- YOU** care about getting the best value for money when it comes to service and repair.
- NISSAN** will price match like for like competitor written quotes within 10 miles of your local dealer.
- +++++
- YOU** care about having your problems resolved quickly.
- NISSAN** will propose how to resolve any problem within two working days.
- +++++
- YOU** care about getting the right Nissan model, engine & gearbox to test drive.
- NISSAN** will guarantee that's what you'll get when you pre-book your test drive either online or through our customer service centre.

For terms and conditions, please visit nissan.co.uk/care

INTRODUCING
OUR
COMMITMENT
TO YOU

YOU + NISSAN
CARE





Pathfinder



Navara

We see **SHIFT_** as an invitation. To challenge whatever feels too familiar. To open your mind to the unfamiliar. To ask the questions no-one else is asking. And to find answers no-one else can. At Nissan, we do this every day. And it shapes everything we do. The result is a line-up of vehicles that represents a pure, uncompromising shift from the ordinary.

Visit our websites at:
www.nissan.co.uk
www.nissan.co.uk/navara

Dealer stamp:



SHIFT_ the way you move

Every effort has been made to ensure that the content of this publication is correct at the time of going to press (December 2011). In accordance with the company's policy of continuously improving its products, Nissan Europe reserves the right to change at any time the specification and the vehicles described and shown in this publication. Nissan dealers will be informed of any such modifications as quickly as possible. Please check with your local Nissan dealer to receive the most up-to-date information. All rights reserved. Reproduction in whole or part of this brochure without the written permission of Nissan Europe is forbidden.

Part Number 99999-54038. Printed in the UK.



[Introduction](#) | [Exterior design](#) | [Interior space](#) | [Technology](#) | [Performance](#) | [Accessory](#) | [Grade and dimensions](#) | [Technical Specifications](#) | [Price List](#) | [Commitments](#) | [Print](#) | [Close](#)

[Navara Model and option prices](#) | [Further Information](#)




NAVARA

Engine	Version	Body	Transmission	Basic Delivered	Basic On The Road
2.5 dCi 190 EURO 5	ACENTA	King Cab	6 manual	17,891.67	18,161.67
		Double Cab	6 manual	19,141.67	19,411.67
	TEKNA	Double Cab	6 manual	21,870.33	22,140.83
			5 auto	23,312.50	23,582.50
3.0 V6 dCi 231 EURO 5	OUTLAW V6		7 auto	30,179.17	30,449.17

The Basic Delivered prices excludes VAT but includes delivery to the dealership and number plates. The Basic On The Road price excludes VAT but includes delivery to the dealership, number plates, 12 months Vehicle Excise Duty (£215) and Government First Registration Fee of £55.

NAVARA OPTIONS

	ACENTA	TEKNA	OUTLAW V6	Basic
Metallic or pearlescent paint	○	○	○	412.50
External cab guard frame	○			160.00
Nissan Connect Premium (HDD Sat Nav and Music Centre with Rear Parking Camera)		○	●	1,375.00



Delivery Pack (rubber mats, spare bulb and fuse set, Nissan care pack*)	<input type="checkbox"/>	<input type="checkbox"/>	<input type="checkbox"/>	41.67
Protection Pack (Rubber mats(front and rear) , Bedliner, tailgate liner and fitting kit)	<input type="checkbox"/>	<input type="checkbox"/>	<input type="checkbox"/>	249.99
Armadillo Style Pack (Armadillo roll top, Sports bar, lashing rails)	<input type="checkbox"/>	<input type="checkbox"/>	<input type="checkbox"/>	1799.99
X-Line Hardtop Pack (X-Line hardtop, bed liner, tailgate liner, rear park sensors or flanged towbar & electrics)	<input type="checkbox"/>	<input type="checkbox"/>	<input type="checkbox"/>	2200.00
Rear park sensors	<input type="checkbox"/>	<input type="checkbox"/>	<input type="checkbox"/>	313.33
Rubber Mats (front and rear)	<input type="checkbox"/>	<input type="checkbox"/>	<input type="checkbox"/>	38.30
Bed liner, tailgate liner and fitting kit (Double Cab)	<input type="checkbox"/>	<input type="checkbox"/>	<input type="checkbox"/>	276.62
Side bars with steps (prices from)	<input type="checkbox"/>	<input type="checkbox"/>	<input type="checkbox"/>	541.67
Chrome fog lamp rings	<input type="checkbox"/>	<input type="checkbox"/>	<input type="checkbox"/>	130.83
Armadillo roll top [#]	<input type="checkbox"/>	<input type="checkbox"/>	<input type="checkbox"/>	1299.99
Sports bar ^{#^}	<input type="checkbox"/>	<input type="checkbox"/>	<input type="checkbox"/>	589.99
S-Line hardtop [#] (Double Cab only)	<input type="checkbox"/>	<input type="checkbox"/>	<input type="checkbox"/>	1890.00
X-Line hardtop [#] (Double Cab only)	<input type="checkbox"/>	<input type="checkbox"/>	<input type="checkbox"/>	2000.00
Snugtop Cab-Hi Solid Side [#]	<input type="checkbox"/>	<input type="checkbox"/>	<input type="checkbox"/>	1458.33
Snugtop Supersport [#]	<input type="checkbox"/>	<input type="checkbox"/>	<input type="checkbox"/>	1783.33
Snugtop XTR [#]	<input type="checkbox"/>	<input type="checkbox"/>	<input type="checkbox"/>	2133.33
Towbar and electrics (prices from) ^{##}	<input type="checkbox"/>	<input type="checkbox"/>	<input type="checkbox"/>	304.50
Aluminium Tonneau Cover (Double Cab) ^{**}	<input type="checkbox"/>	<input type="checkbox"/>	<input type="checkbox"/>	1032.50

*Not compatible with vehicles fitted with a guard frame, bed caps, bed railings or style bar

**Price quoted for flanged towbar with single electrics

[^] Compatible with Armadillo Roll Top, additional canister lid required

* Nissan car pack includes: Nissan branded toggle bag, large car wash sponge, wash 'N' wax sachet, screen bug shifter sponge, chamoix de-mister pad, screenwash sachet, pocket torch (including batteries)

** Not compatible with guard frame, bed caps, hard tops and over the rail tailgate liner.

Speak to your Nissan dealer for pricing and compatibility of accessories to specific Navara models and grades

Dealer fit option prices include fitting but are only a guide. Please check with your local Nissan dealer for exact prices.

Optional - ☐ Standard - ☒ Optional Dealer Fit - ☐

NISSAN INSURANCE

Nissan Insurance has been designed to help Nissan drivers get the most from their cover, boasting the following benefits:

- Competitive premiums
- All repairs carried out within the Nissan Approved Repairer Network
- Only genuine Nissan replacement parts used
- The opportunity to use a courtesy car for the duration of any repairs, when you use an approved repairer (subject to availability)
- Convenient instalment plans, subject to status
- EU cover included
- 24-hour UK based claims helpline

Call Nissan Insurance today on **0845 603 4394**

Nissan Insurance is arranged and administered by Equity Insurance Brokers Limited, which is authorised and regulated by the Financial Services Authority. Registered Office: Library House, New Road, Brentwood, Essex CM14 4GD. Registered in England No. 258414. Nissan Motor (GB) Limited is authorised and regulated by the Financial Services Authority. All quotes are based on individual circumstances and are subject to insurer's underwriting criteria. Terms and conditions apply.



FURTHER INFORMATION

Price Protection Plan. Order a new Nissan for delivery no more than 4 weeks in advance and the price you are quoted is the price you pay. This is irrespective of any subsequent price rises between placing your order and delivery of your new vehicle. Nissan Motor (GB) is not liable for price adjustments caused by Government changes in the rate of VAT or by any other applicable legislation or regulation or Vehicle Excise Duty.

Navara - Three year/60,000 miles manufacturer's warranty - Nissan's comprehensive warranty provides cover for your new Nissan from defects in materials or workmanship. Your vehicle is covered in all European Countries where Authorised Nissan Dealers are located. If your vehicle becomes inoperative due to warrantable defects, a towing service, when necessary, to the Authorised Dealer is covered. If a warrantable defect abroad takes more than six hours to repair, the Touring Assistance Programme will pay for a hotel or rental car to a certain maximum. The paint warranty covers painted body parts (excluding the underbody) for three years regardless of mileage driven. For further details please contact your local Authorised Nissan Dealer.

LCV model (including NV200, Primastar, NV400 and Cabstar) - New Vehicle Warranty is issued by Nissan International SA is valid for 3 years from the warranty start date or 60,000 miles, whichever comes first. In addition, for each new LCV model (including NV200, Primastar, NV400 and Cabstar) sold by an authorised UK Nissan dealer, Nissan Motor (GB) Limited (NMGB) will issue an extension to the New Vehicle Warranty. This warranty extension will cover your vehicle from 60,000 miles up to 100,000 miles or 3 years from the warranty start date, whichever comes first. Please note that audio and navigation units will not be covered by the warranty extension.

Special build conversions may be subject to extended delivery.

The conversions in this price list are from Nissan Motor GB-appointed converters and have warranty terms in line with the Nissan Pan European Warranty. The converter is responsible for all aspects of the conversion.

Nissan European Roadside Assistance is provided for the first three years of your van's life. Please see www.nissan-assistance.co.uk for full details including terms and conditions.

Recyclability - we take our environmental responsibilities very seriously - innovation today comes with a deep respect for the environment. Our engines are now much more unobtrusive and their emissions have been considerably reduced. All our vehicles are designed with recycling in mind.

All prices in this list are quoted in pounds sterling. Value Added Tax (VAT) has been calculated at 20%. Accessory prices are subject to change, please see your nearest dealership for the most up to date prices.

While all reasonable effort has been made to ensure the accuracy of the information provided, due to Nissan's policy of continuous product improvement, all particulars contained are subject to constant revision and Nissan reserves the right to change, alter or modify among other things, specifications, colours and prices of models without notice at any time. Accordingly you should consult your local Nissan Dealer for the exact introduction dates of all models and for the most up-to-date information.



FURTHER INFORMATION

Nissan European Roadside Assistance is provided for the 1st 3 years of your vehicle's life.

Roadside, Recovery and At Home products are provided by RAC Motoring Services (Registered No. 1424399, Registered Office: 8 Surrey Street, Norwich, NR1 3NG). RAC Motoring Services (in respect of insurance mediation activities only) is authorised and regulated by the Financial Services Authority and within the jurisdiction of the Financial Ombudsman Service and Financial Services Compensation Scheme.

Onward Travel and European Cover are underwritten by RAC Insurance Limited (Registered No. 1424399, Registered Office: 8 Surrey Street, Norwich, NR1 3NG). RAC Insurance Limited is authorised and regulated by the Financial Services Authority and within the jurisdiction of the Financial Ombudsman Service and Financial Services Compensation Scheme.

Peace of mind – we always guarantee our workmanship, and all genuine Nissan replacement parts and accessories have a minimum of one year's warranty. Accessory prices are subject to change, please see your nearest dealership for the most up to date prices

Our technicians have been trained by Nissan to work on your vehicle and they are the Nissan specialists. They use the latest equipment to ensure your vehicle is given the best treatment. Accessory prices are subject to change, please see your nearest dealership for the most up to date prices.

Recyclability – we take all our environmental responsibilities very seriously - innovation today comes with a deep respect for the environment. Our engines are now much more unobtrusive and their emissions have been considerably reduced. All our vehicles are designed with recycling in mind.

Nissan Finance offers a wide range of flexible finance schemes to meet the needs of both our retail and business customers. Preferences, Hire Purchase, Nissan Contract Hire and Finance Lease, all offer the in-built flexibility to make the package tailor-made to meet your individual needs. We also provide added security to your finance agreement with a comprehensive range of payment protection plans. Ask your local Authorised Nissan Dealer for details.

The Nissan Motability Programme developed in association with the registered charity Motability enables those with difficulty getting around to obtain selected models on preferential terms.

All prices in this list are quoted in pounds sterling. Value Added Tax (VAT) has been calculated at 20%.

While all reasonable effort has been made to ensure the accuracy of the information provided, due to Nissan's policy of continuous product improvement, all particulars contained are subject to constant revision and Nissan reserves the right to change, alter or modify, among other things, specifications, colours and prices of models without notice at any time. Accordingly you should consult your local Authorised Nissan Dealer for the exact introduction dates of all models and for the most up-to-date information.

Images shown are for guidance purposes. In some instances photos are of non UK specification vehicles and do not represent a specific model, grade or offer.





YOU + NISSAN

CARE

You care about the car you drive.
So do we. That's why we're making
a commitment to providing the best
customer service in the market.

Find out more nissan.co.uk/care



Nissan cares for you because you care about your Nissan.
That's why we'll make the following commitment:

YOU care about staying on the road when your Nissan is in for service or repair.

YOU care about quality enough to have your Nissan serviced at a Nissan dealership.

YOU care about getting the best value for money when it comes to service and repair.

YOU care about having your problems resolved quickly.

YOU care about getting the right Nissan model, engine & gearbox to test drive.

NISSAN will keep you mobile free of charge.

NISSAN says thanks by giving you continuous Nissan roadside assistance for free.

NISSAN will price match like for like competitor written quotes within 10 miles of your local dealer.

NISSAN will propose how to resolve any problem within 2 working days.

NISSAN will guarantee that's what you'll get when you pre-book your test drive either online or through our customer service centre.

Find out more **nissan.co.uk/care**





NV200



Cabstar



Primastar

SHIFT_ is an English word from a Japanese car company that best embraces our values and the mission of this corporation. No matter where you are in the world, SHIFT_ is the way we express who we are, how we work and what we are trying to accomplish.


Everything we touch, we SHIFT_. And everything we SHIFT_ we try to make better and uniquely Nissan.

NISSAN MOTOR (GB) LIMITED

The Rivers Office Park
Denham Way
Maple Cross
Rickmansworth
Hertfordshire
WD3 9YS

Visit our website at: www.nissan.co.uk

Dealer stamp:



Part Number: 99999-53145

Prices effective from 1st April 2012 unless otherwise stated.

